



District Report Card: 2017


State: Jammu And Kashmir	District: Ramban
Class: 3	Subject: Mathematics
Schools: 60	Students: 591


Participation/Coverage


Students

<div>GENDER</div> <div></div>	Boys		Girls	
	Number	%	Number	%
	269	45.52	322	54.48

<div>AREA</div> <div></div>	Rural		Urban	
	Number	%	Number	%
	575	97.29	16	2.71

<div>CATEGORY</div> <div></div>	SC		ST		OBC		GEN	
	Number	%	Number	%	Number	%	Number	%
	33	5.58	104	17.60	41	6.94	413	69.88

<div>CWSN</div> <div></div>	LD	VI	HI	S&LD	ID	Oth
	1	1	2	2	9	5

<div>Management</div> <div></div>	Government		Government-aided	
	Number	%	Number	%
	591	100.00	0	0.00

Average Performance of Students in Mathematics (%)

Overall	Gender		Area		Management		Social Group			
	Male	Female	Rural	Urban	Govt.	Aided	SC	ST	OBC	GEN
62.66	62.73	62.61	63.76	23.33	62.66	0.00	41.82	60.00	67.48	64.52

Performance on Learning Outcomes (LOs)

Learning Outcomes	Description	Average Performance(%)
M301	Reads and writes numbers up to 999 using place value	59.11
M302	Compares numbers up to 999 based on their place values	74.11
M303	Solves simple daily life problems using addition and subtraction of three digit numbers with and without regrouping	56.40
M304	Constructs and uses the multiplication facts (up till 10) in daily life situations	68.27
M305	Analyses and applies an appropriate number operation in the situation/ context	56.68
M306	Explains the meaning of division facts by equal grouping/sharing and finds it by repeated subtraction	56.01
M309	Identifies and makes 2D-shapes by paper folding, paper cutting on the dot grid, using straight lines etc.	78.07
M311	Fills a given region leaving no gaps using a tile of a given shape	38.41
M312	Estimates and measures length and distance using standard units like centimeters or meters & identifies relationships	33.56
M317	Reads the time correctly to the hour using a clock/watch	77.83
M318	Extends patterns in simple shapes and numbers	57.49
M319	Records data using tally marks, represents pictorially and draws conclusions	70.73

Range of Performance of Students who Answered Correctly							
Below 30%		30% - 50%		50% - 75%		Above 75%	
Number	%	Number	%	Number	%	Number	%
79	13.37	102	17.26	216	36.55	194	32.83

Lowest Performing Learning Outcomes (LOs)

- 1 - Estimates and measures length and distance using standard units like centimeters or meters & identifies relationships (33.56)
- 2 - Fills a given region leaving no gaps using a tile of a given shape (38.41)
- 3 - Explains the meaning of division facts by equal grouping/sharing and finds it by repeated subtraction (56.01)
- 4 - Solves simple daily life problems using addition and subtraction of three digit numbers with and without regrouping (56.40)
- 5 - Analyses and applies an appropriate number operation in the situation/ context (56.68)